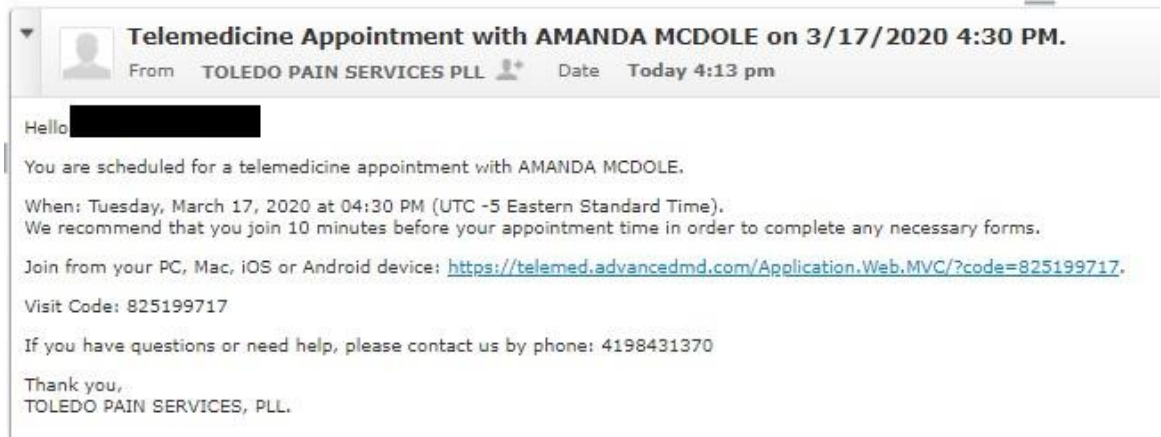
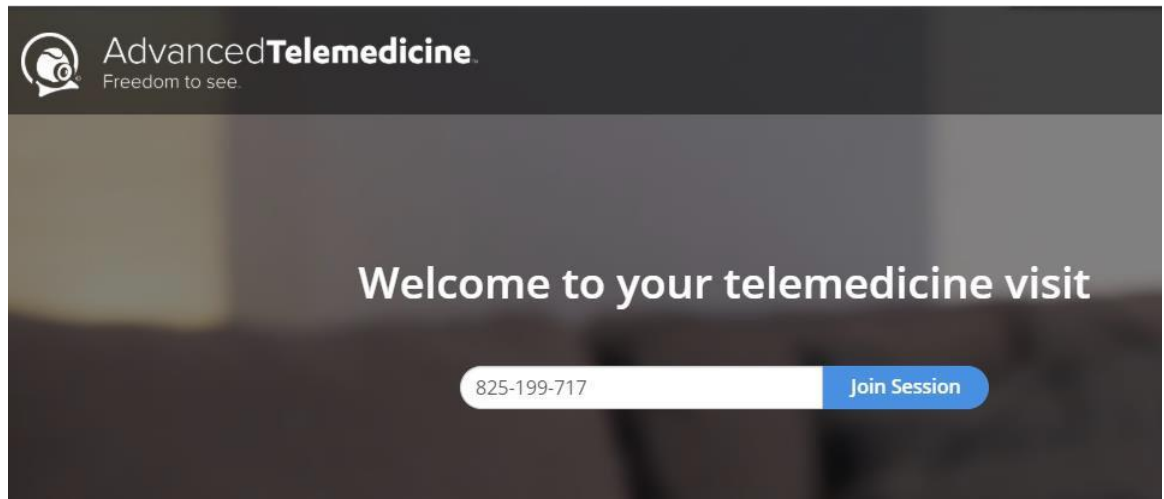


## How to access Telemedicine as a patient with DESKTOP or COMPUTER

1. You will receive an email from TOLEDO PAIN SERVICES PLL
2. Open the e-mail which will include appointment date, time, and instructions on how to enter telemed with their visit code.



3. Click on the link from the e-mail which will bring to a website to enter the visit-code and then join session



4. The patient will then press join which will enter them into the conference call using the ZOOM application.



The Doctor is ready and waiting. Please click "Join" button.

Exit to home page

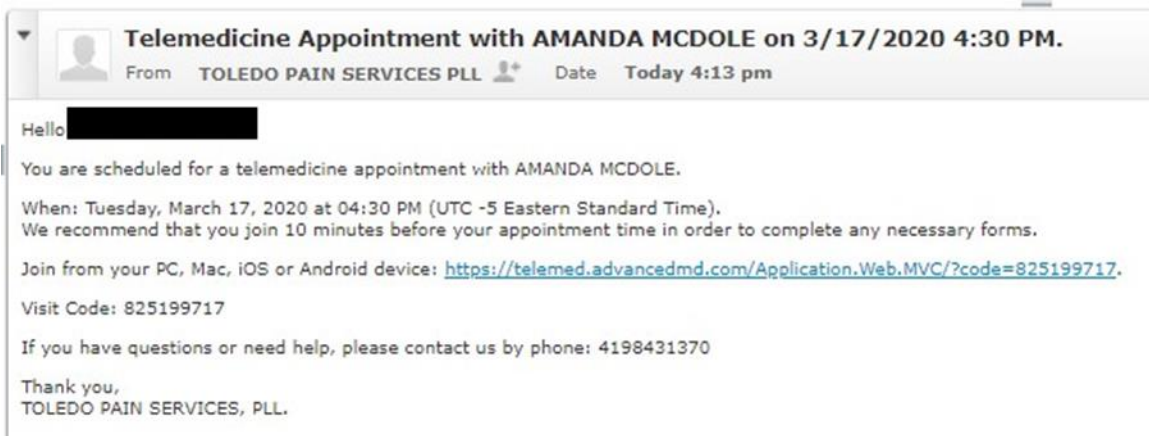
Join

## How to access Telemedicine as a patient with TABLET and MOBILE DEVICE

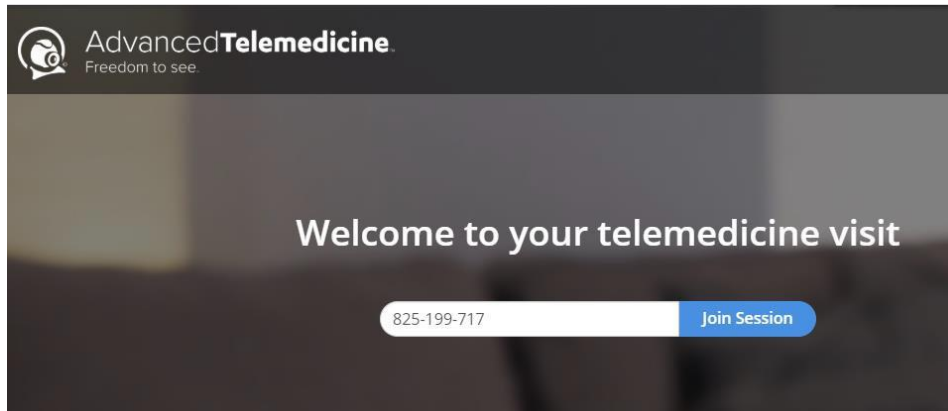
1. Go to APP STORE
2. Download ZOOM MEETINGS



3. You will receive an email from TOLEDO PAIN SERVICES PLL (Make sure this email address is accessible from MOBILE or TABLET device)
4. Open the e-mail which will include appointment date, time, and instructions on how to enter telemed with their visit code.



5. Click on the link from the e-mail. This will open the ZOOM APP enter the visit-code.



6. The patient will then press join which will enter them into the conference call using the ZOOM application.

